

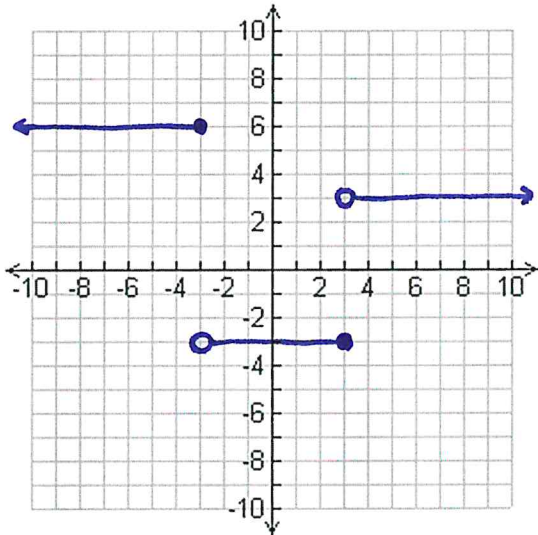
Unit 3: Introduction to Functions
PRE-TEST

For each of the following functions:

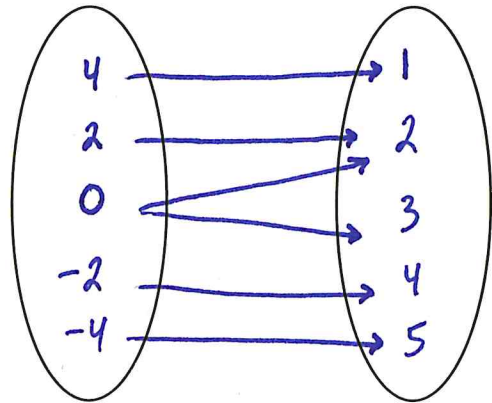
A. Explain why it is, or why it is not a function based on the information provided.

B. If it is a function, then provide the Domain and Range for that function.

1.



2.



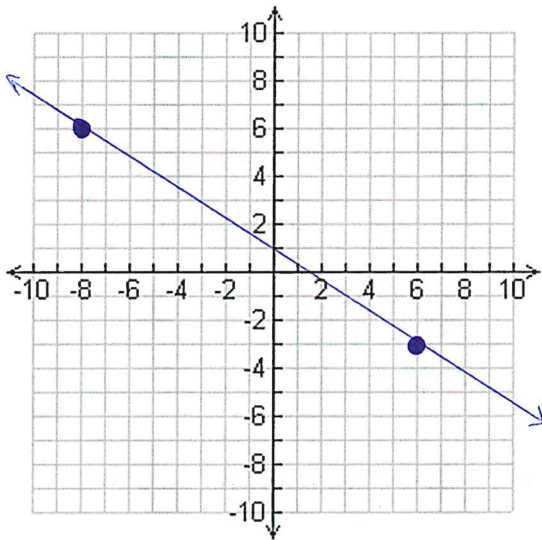
3. $(5, 2), (-5, 8), (3, 1), (7, 8), (-3, 3), (-7, 12)$

Given the following functions find the indicated function notation:

$f(x) = -5x + 2$	$g(x) = 2x^2 + 3x - 6$
4. $f(4)$	6. $g(-3)$
5. $f(-5)$	7. $g(7)$

Find the slope of the line:

8.



Find the slope of the line through each pair of points:

9. $(-17, 12)$ & $(-8, -15)$	10. $(14, -20)$ & $(18, -13)$
------------------------------	-------------------------------

Write the Linear Equation given the following information:

11. Through $(-1, 0)$ with slope = 5
Equation form: Point-Slope

12. Slope = -4 and y-intercept = -2
Equation form: Slope-Intercept

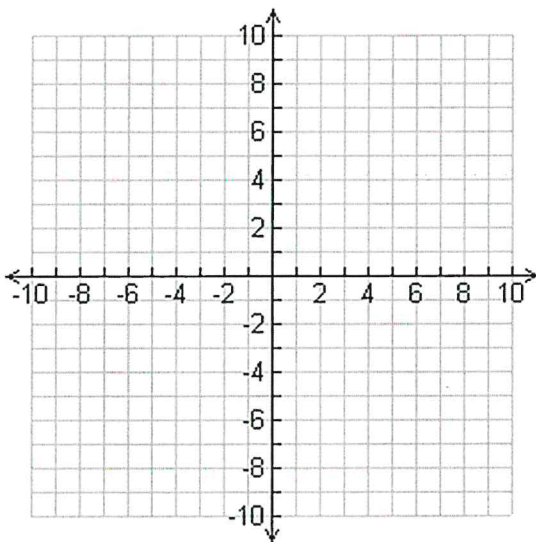
Write the Slope-Intercept form of the Linear Equation through the given points:

13. $(0, 2)$ & $(-4, -3)$

14. $(-5, 5)$ & $(3, -4)$

Sketch the graph of the line:

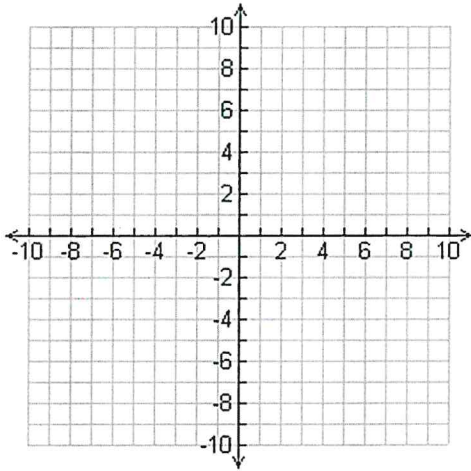
15. x-intercept = -3 and y-intercept = 5



For each of the following:

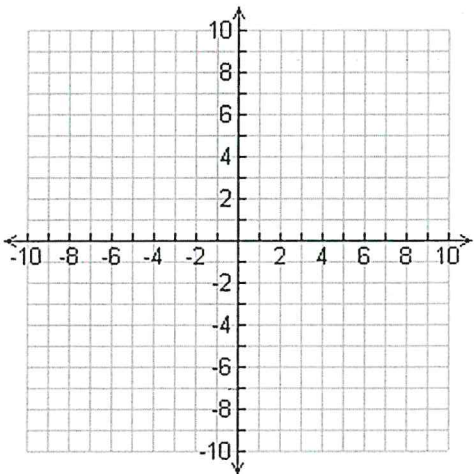
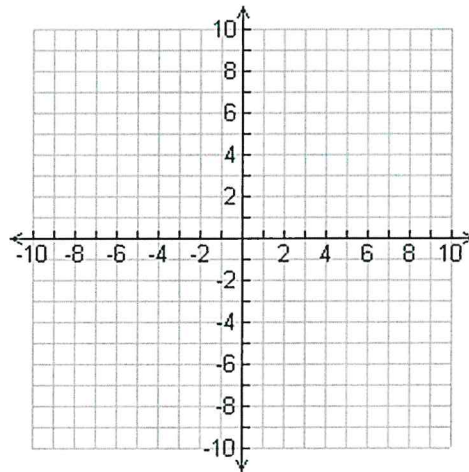
A. Create a T-Chart containing values when $x = -5, 0,$ and 5

B. Sketch the graph of the line plotting each point found in part A.



$$16. x - 5y = -20$$

$$17. y = \frac{7}{5}x - 4$$



$$18. y = \frac{3}{5}x - 3$$